


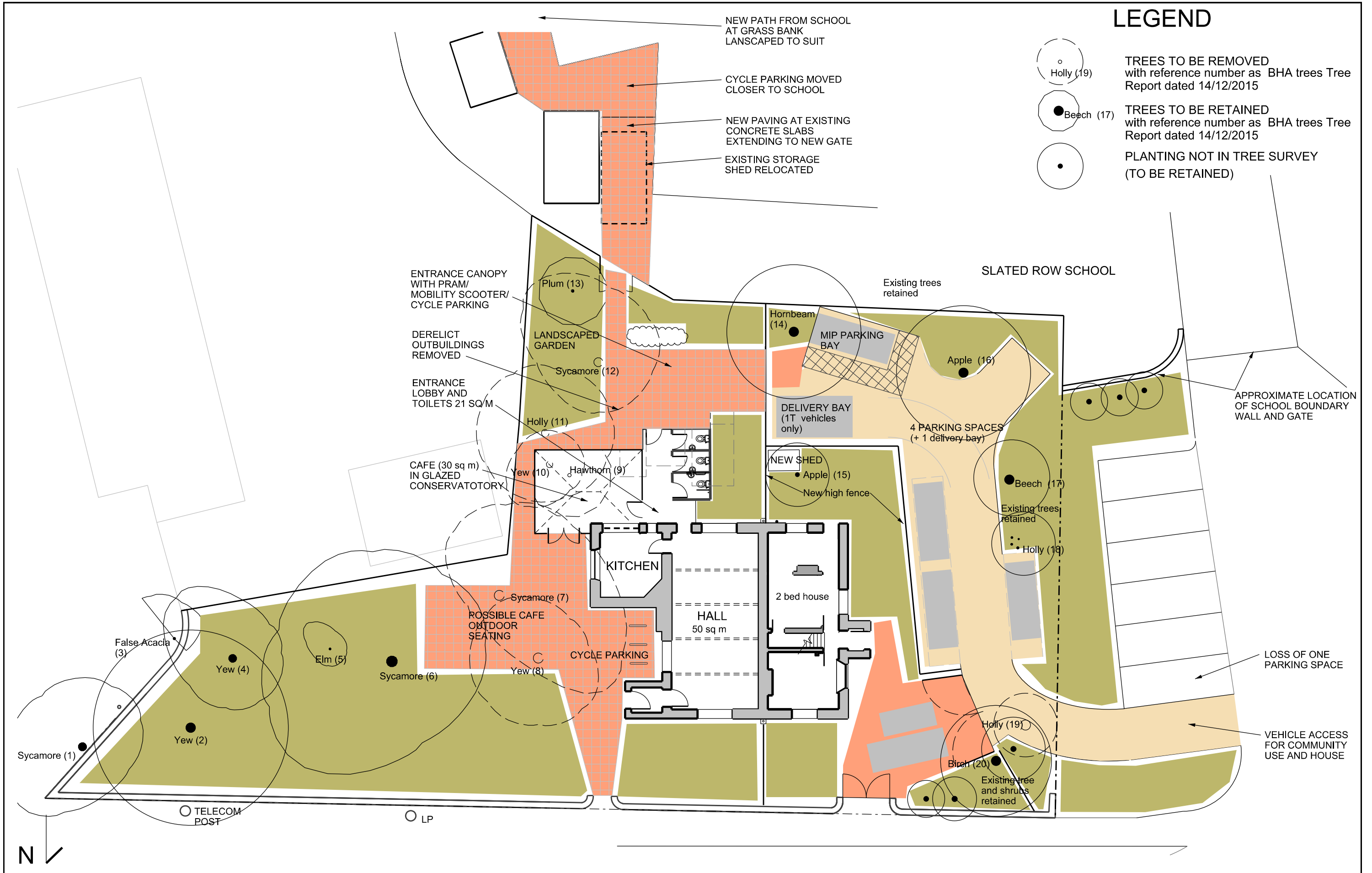


LEGEND

-  Holly (19) TREES TO BE REMOVED with reference number as BHA trees Tree Report dated 14/12/2015
-  Beech (17) TREES TO BE RETAINED with reference number as BHA trees Tree Report dated 14/12/2015
-  PLANTING NOT IN TREE SURVEY (TO BE RETAINED)



rev.	amendment	drawn	date
H	Parking entrance from W of site, shared use and path from school	JD	15.12.15
J	Trees listed as tree survey	JD	05.01.16

job No.	OD27	drawing No.		revision	
scale	1:200@A3		31		J
date	SEP 2014				
drawn	JD	checked by			

St.Paul's Institute, 302 The Highway, London E1W 3DH. shenstone@btclick.com
 Tel. 0 2 0 7 4 8 1 4 4 4 8 Fax. 0 2 0 7 4 8 1 4 5 4 5

SHENSTONE & PARTNERS
 ARCHITECTS
 PLANNERS
 SURVEYORS

OLD SCHOOL COMMUNITY CENTRE , Old Wolverton
 for Future Wolverton
**BLOCK PLAN SHOWING SHARED
 PARKING PROPOSAL**